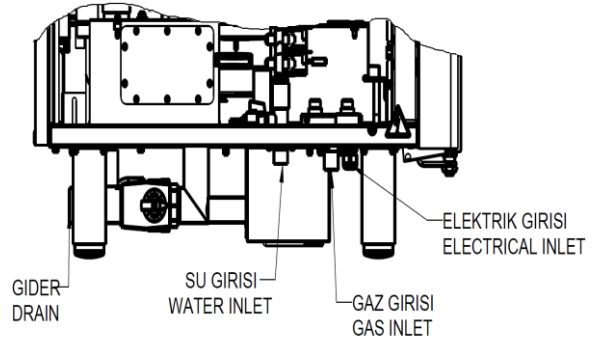
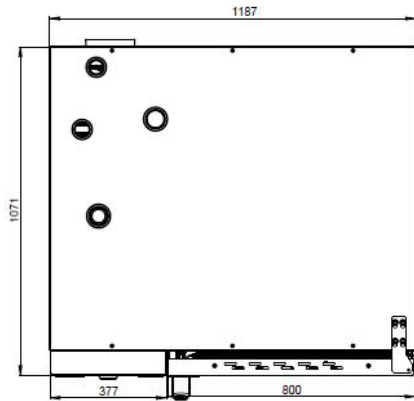
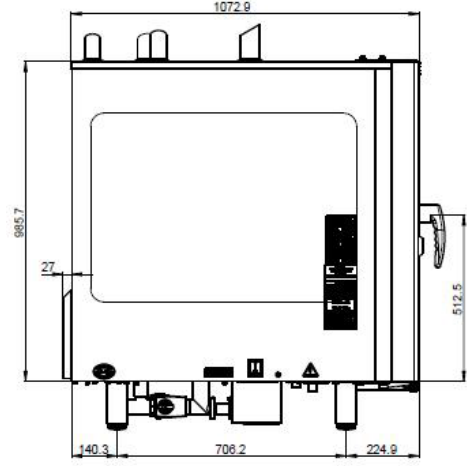
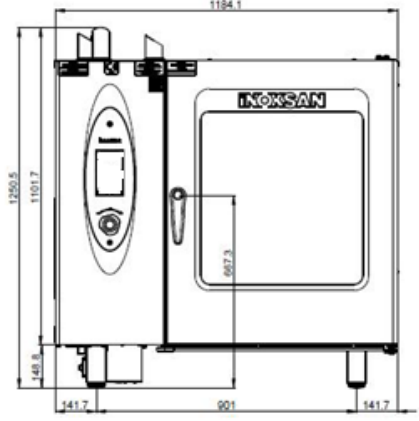


FBG20T STEAM TOUCH PANEL GAS COMBI OVEN



GENERAL SPESIFICATION

- * It is manufactured from AISI304 18/8 Cr-Ni stainlees steel sheet.
- * Cooking temperature and time can be set manually on the touch control panel
- * It is opareted with LPG and NG and conversion is possible
- * Gas valve includes a safety system equipped with electronic ignition and it automatically cuts the gas, flame
- * Low emissions and high efficiency combustion system (premix) and silent high performance burners
- * One touch control select five different cooking modes (turbo mode (30-300°C), steam mode (100°C), combi mode (30-300°C), adjustable steam mode (30-99°C), banquette mode (30-300°C))
- * Steam generator and limit thermostat in cabin interior
- * Automatic filling system and powerful steam generator
- * 60 piece recipe cooking quick recipe
- * 60 piece recording recipes
- * Favorite cooking recipe feature
- * 4 different language options and melodic sound warning
- * Steam cooking function (seperate cooking for each shelf)
- * 6 phase steps during cooking
- * Automatic preheating option
- * 5 points measured (30-99°C) – meat probe
- * Self Cooling
- * Automatic washing system with 3 program (little, medium, intensive)
- * Flexible hose to wash the cabin manually.
- * Steam condenser system
- * Double glass technology that prevents heat loss and 2 step oven door lock system
- * Error alert system

TECHNICAL SPESIFICATION

Steam Gas Power	25	kW
Hot Air Gas Power	24(NG) 25(LPG)	kW
Fan Motor Power	0,85	kW
Electrical Inlet	230 V AC 1N+PE	V
Frequency	50	Hz
Max. Electrical Power	1,1	kW
Max. Gas Power	25	kW
Gas Consumption (NG)(G20)	2,646	m³/h
Gas Consumption (LNG)(G30/G31)	1,972	Kg/h
Nominal Gas Pressure (NG)(G20)	20	mbar
Nominal Gas Pressure (LPG)(G30/G31)	30/37	mbar
Cooking Capacity	GN 1/1*20	piece
Capacity	10 GN 2/1 veya 20 GN 1/1	
Distance of Shelves	65	mm
Gas Inlet	¾	INC
Water Pressure	2-4	bar
Water Inlet	¾	INC
Diemensions	1180x1070x1190	WxDxH
Cooking Chamber Volumes	0,42	m³
Net Weight	270	KG