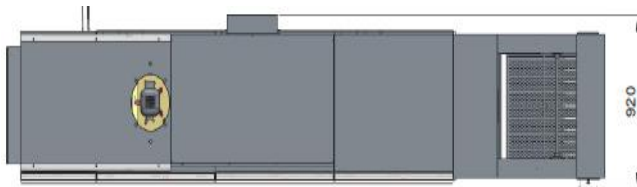
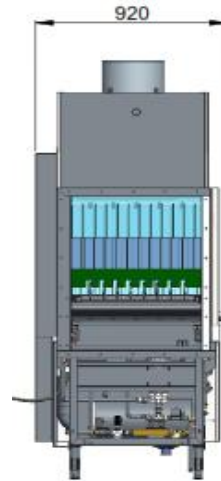
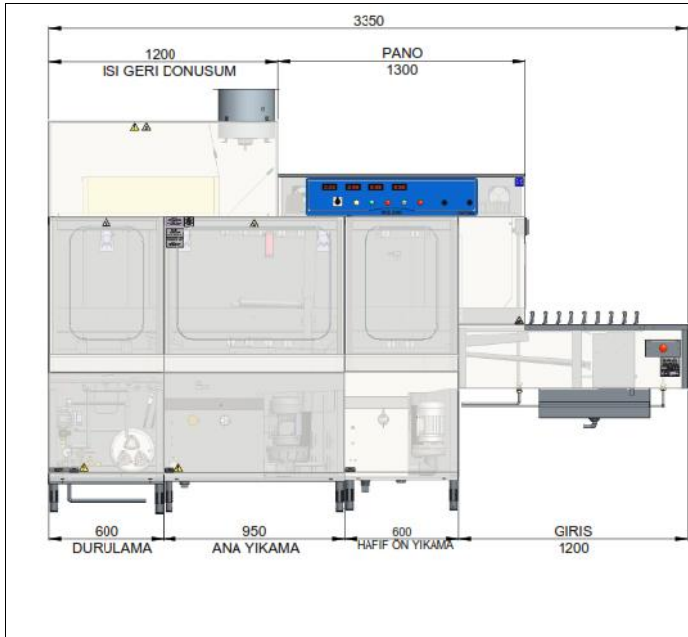
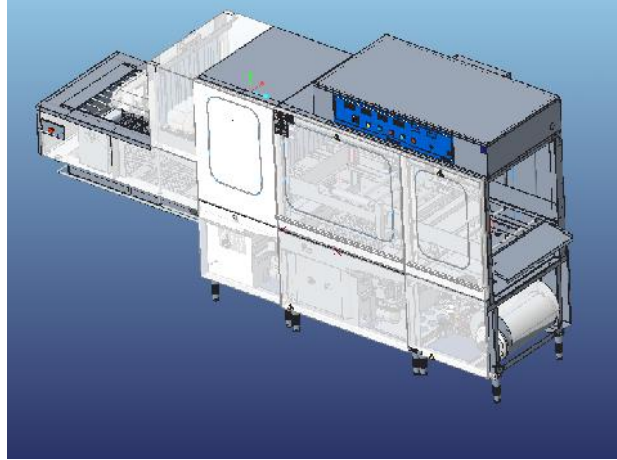


BYF 360 LR FLIGHT TYPE DISHWASHER



GENERAL FEATURES

- * Electromechanically controlled,
- * Pre-washing unit with 4 washing arms,
- * Washing unit with 11 washing arms,
- * Washing system and internal washing pump,
- * Easy to dismount/mount washing/ rinsing arms and filters for cleaning purposes ,
- * Possibility of washing kitchen utensils with a height of max. 400 mms ,
- * Safety system to stop the operation of the dishwasher when the door is opened
- * Rack dimensions of 500x500 mms,
- * Temperature safety thermostats of boiler,
- * Temperature safety thermostats of well,
- * Parts in contact with water manufactured of AISI 304 Cr-Ni s/s sheet ,
- * 2 pcs cutlery rack ,
- * Optionals: Detergent pump, rinse aid pump and heat recovery system ,
- * Water level in the tank controlled by presostat automatically,
- * Pallet type belt system for the transportation of the soiled utensils with a reducer of speed increase
- * Digital thermometers displaying the water temperature ,
- * Modular system (Entry, pre-washing, washing, duo rinsing, drying, exit)

TECHNICAL SPECIFICATIONS

Water inlet	3/4	inches
Water pressure	2-4	Bar
Electric inlet	380-50	V-Hz.
Washing Motor Power	3	kW
Pre-washing motor power	1,5	kW
Rinsing pump power	0.19	kW
Max. Electric power	49	kW
Frequency	50-60	Hz
Water consumption	480	Lts/h
Tank Power	12	kW
Boiler Power	32	kW
Reducer motor power	0,37	kW
Washing temperature	55	°C
Rinsing temperature	85	°C
Water inlet temperature	45-50	°C
Boiler volume	30	lt
Main washing tank Water volume	125	lt
Pre-washing tank water volume	60	lt
Plate capacity	3600	pcs/h
Tray capacity	1800	pcs/h
Plate diameter Max.	360	mm
Max utensil height	400	mm
Cable section	4x16	mm2